

June 2023


MONTHLY FIRE DEPARTMENT REPORT

Fire Chief

Brian Boyce, Chief of Department



Our Core Values



- Dedication
- Honor
- Integrity
- Professionalism



Vision Statement

To be progressive and dynamic leaders in the all-hazards emergency services industry.

Mission Statement

Our mission is to provide efficient and professional fire and life safety services to every stakeholder in our community through all hazard's risk reduction, emergency response, training, teamwork, and continuous improvement.



Departmental Organization



Fire Chief
Brian Boyce

Civilian Office Staff

Uniformed Fire Personnel

Administrative
Assistant
Elena Cicchitti

Operations
DC Norris

Planning
DC Morrissey

Logistics
DC Yashin

Finance
DC Gallagher

Fire Marshal
Jim Shultz

Training Coordinator/
Fire Prevention
Justin Abraham

Title	Current	Short	Total
Fire Chief	1	0	1
Deputy Chief	4	0	4
Fire Marshal	1	0	1
Fire Captain	11	1	12
Firefighter	38	4	42
Total	55	5	60

Commercial Building Inspection Program



June 2023

61 Properties Inspected
46 New Inspections
25 Re-Inspections Completed



Year-To-Date

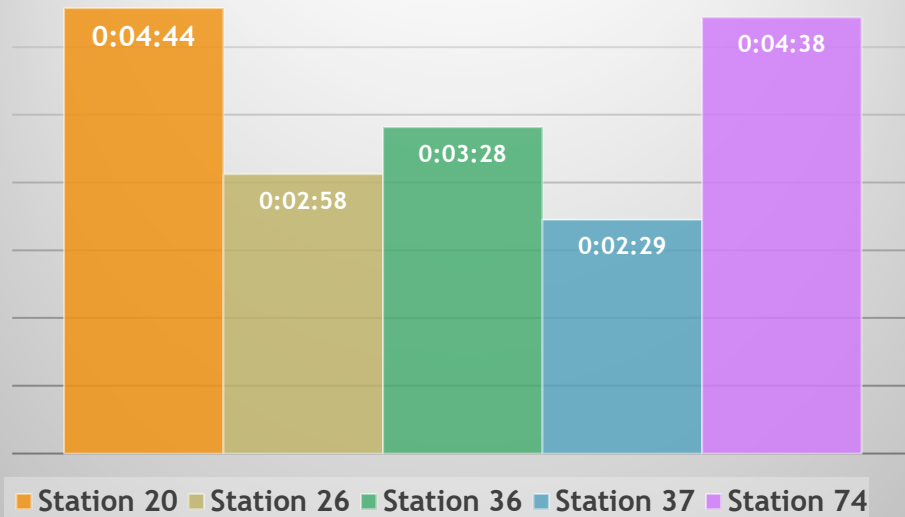
139 Inspections Completed
19 Inspections Forwarded to L&I After Re-Inspection

July 2023 Projected
30 Re-Inspection Scheduled

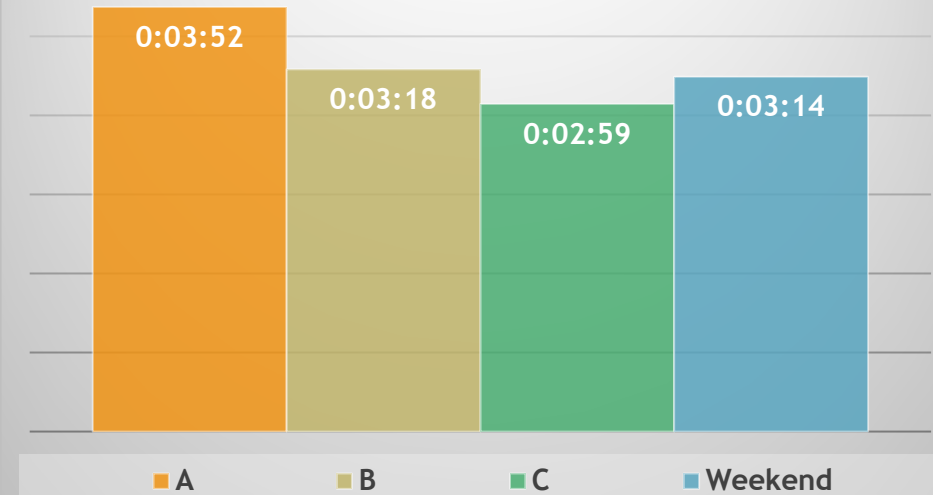
Average Response Time June 2023



Averages Per Station



Averages Per Platoon



Notable Incidents June 2023



28 1st Street
Building Fire
16:41

27 Cherry St. (Collingdale)
Building Fire
14:30

8503 West Chester Pike
Front Awning/Overhang on
Fire to Commercial Property
13:28

201 W. Albemarle (Lansdowne)
Building Fire
07:30

6/26/2023

6/16/2023

6/7/2023

6/27/2023

6/19/2023

6/12/2023

6/3/2023

100 Glencoe Rd (Out front)
Passenger Vehicle Fire
20:27

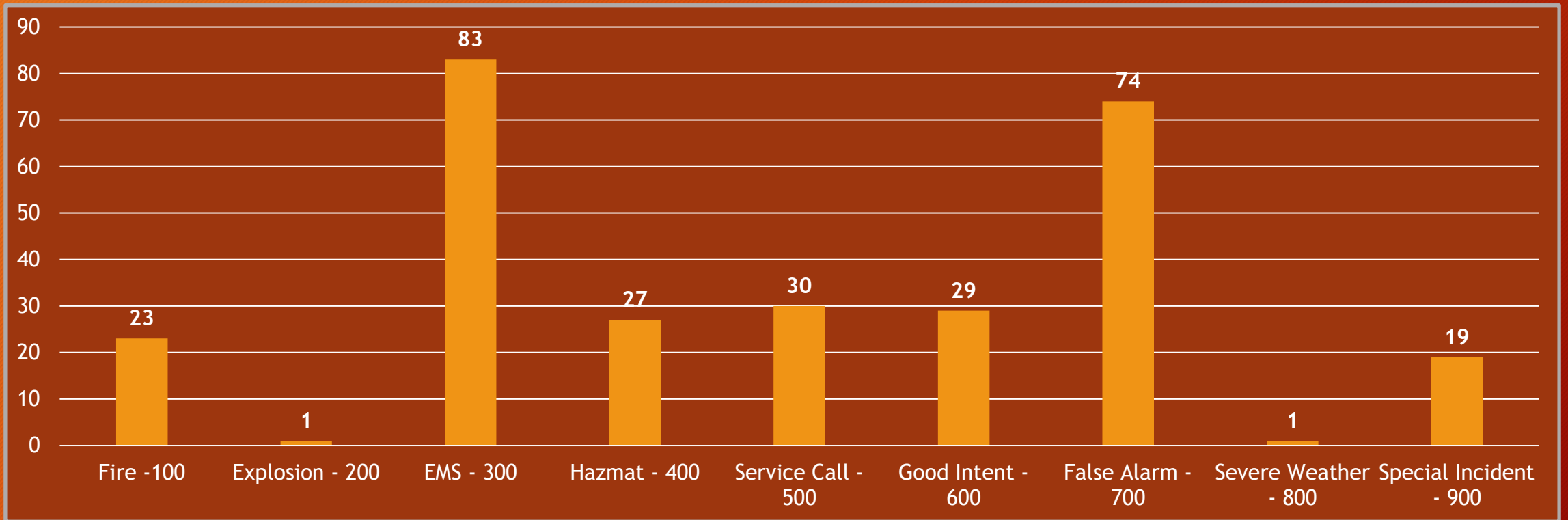
6800 Baltimore Ave. (Adjacent
to)
Passenger Vehicle Fire
19:34

901 Quarry St. (Darby)
Structure Fire
00:02

Incidents by Type

June 2023

Total: 287



Incidents By Type

2023 Year to Date

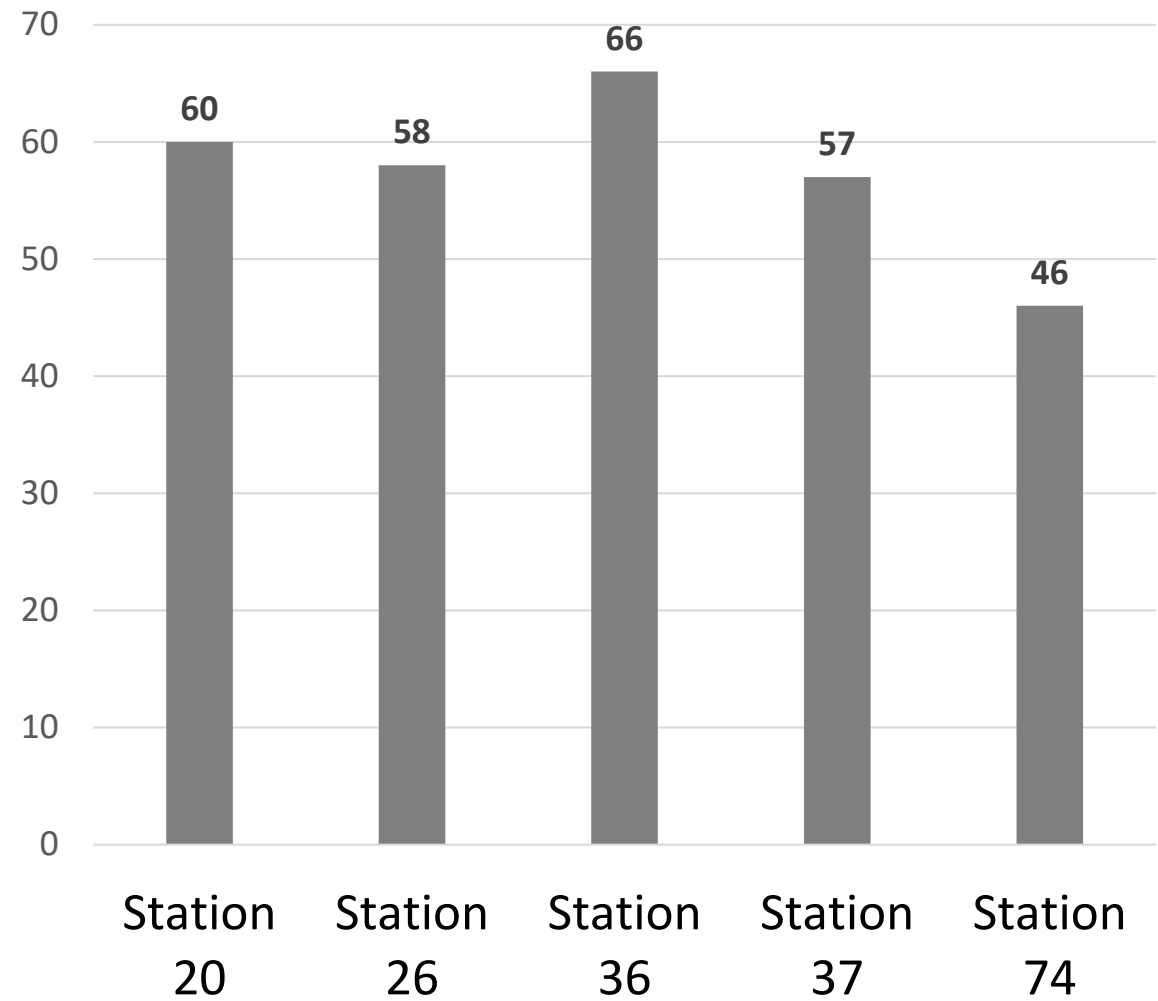
Total: 1566



	Fire-100	Explosion-200	EMS-300	HAZMAT-400	Service Call-500	Good Intent-600	False Alarm-700	Severe Weather - 800	Special Incident-900	Total
January	21	1	61	20	32	23	76	0	15	249
February	18	0	74	18	37	17	60	0	15	239
March	30	0	71	23	28	26	58	0	13	249
April	26	0	63	26	49	23	72	0	12	271
May	29	1	74	17	31	26	77	0	16	271
June	23	1	83	27	30	29	74	1	19	287
July										0
August										0
September										0
October										0
November										0
December										0
Total	147	3	426	131	207	144	417	1	90	1566

June 2023 Incident Responses by Station

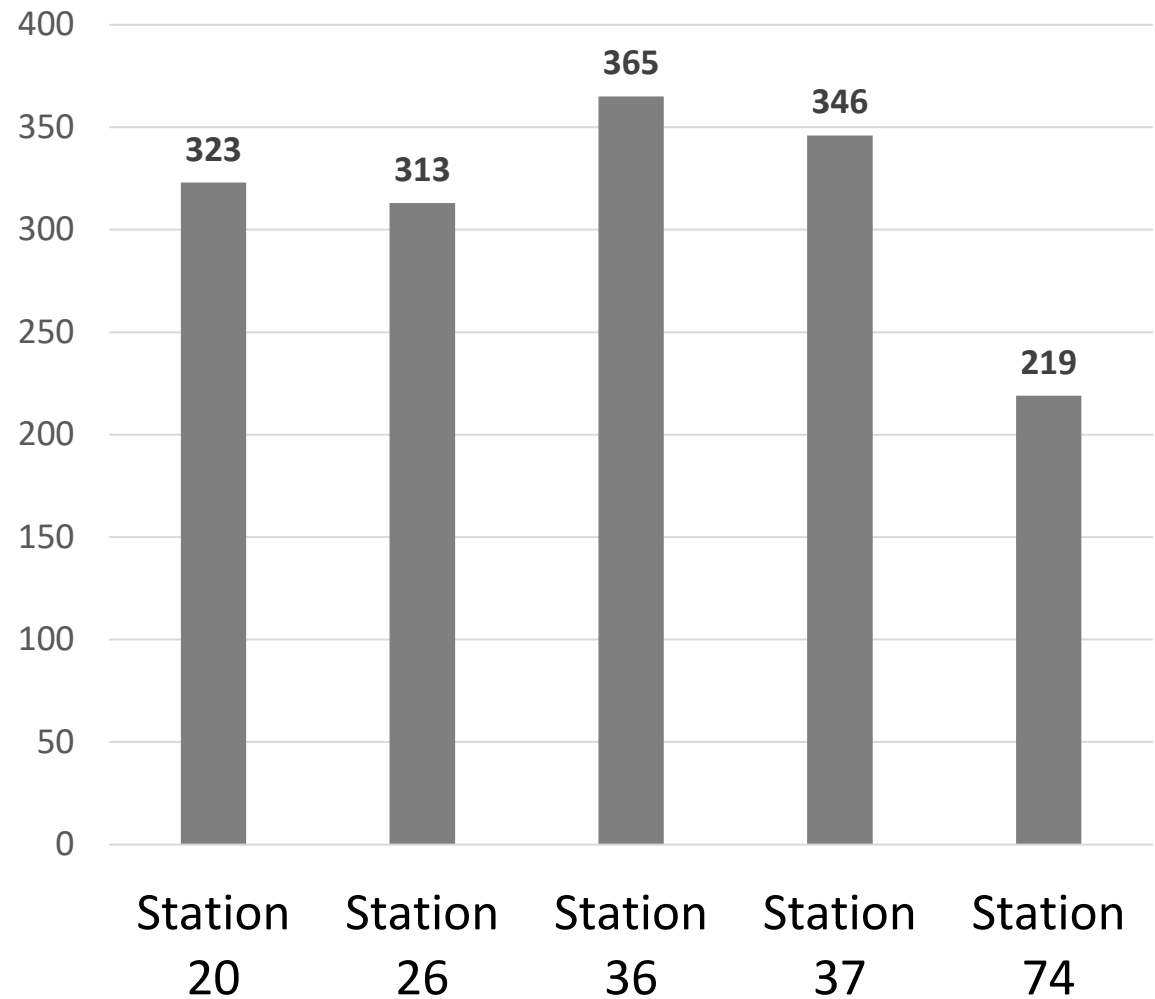
TOTAL: 287



2023 Year-to-date

Incident Responses By
Station

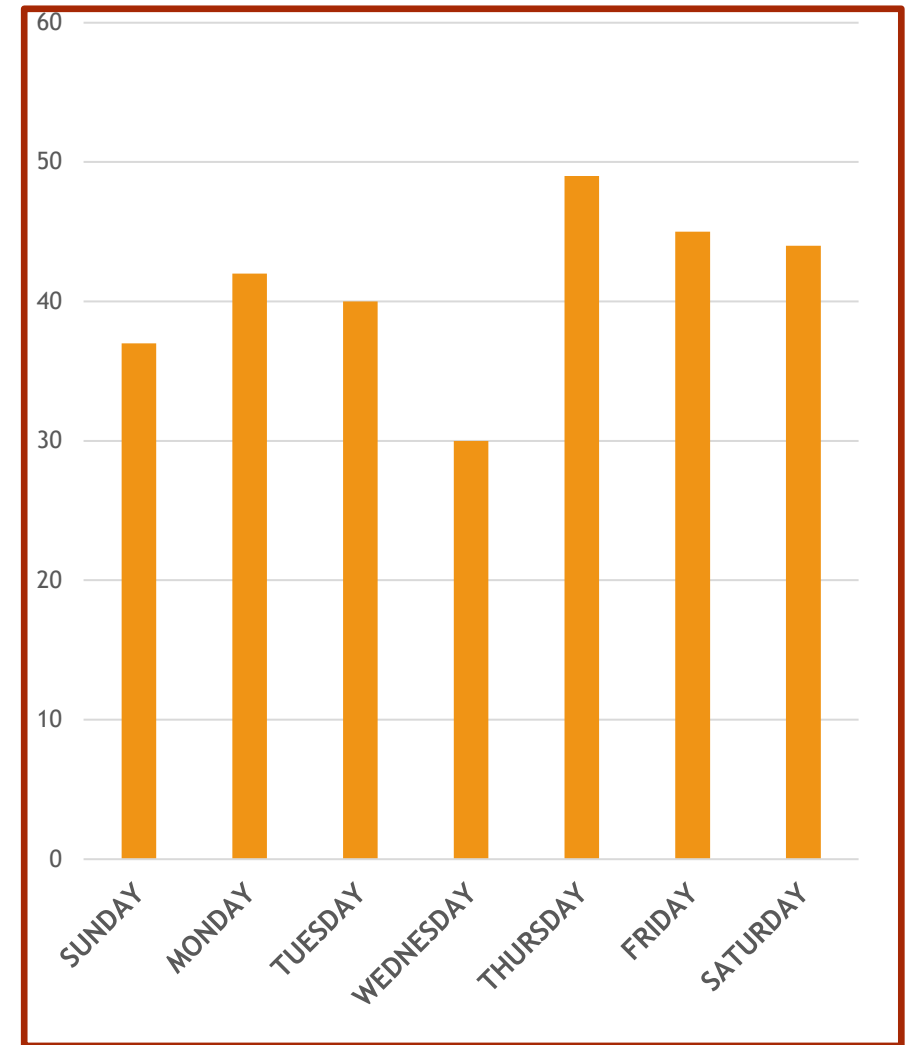
TOTAL: 1566



June 2023

Incidents by Day of the Week

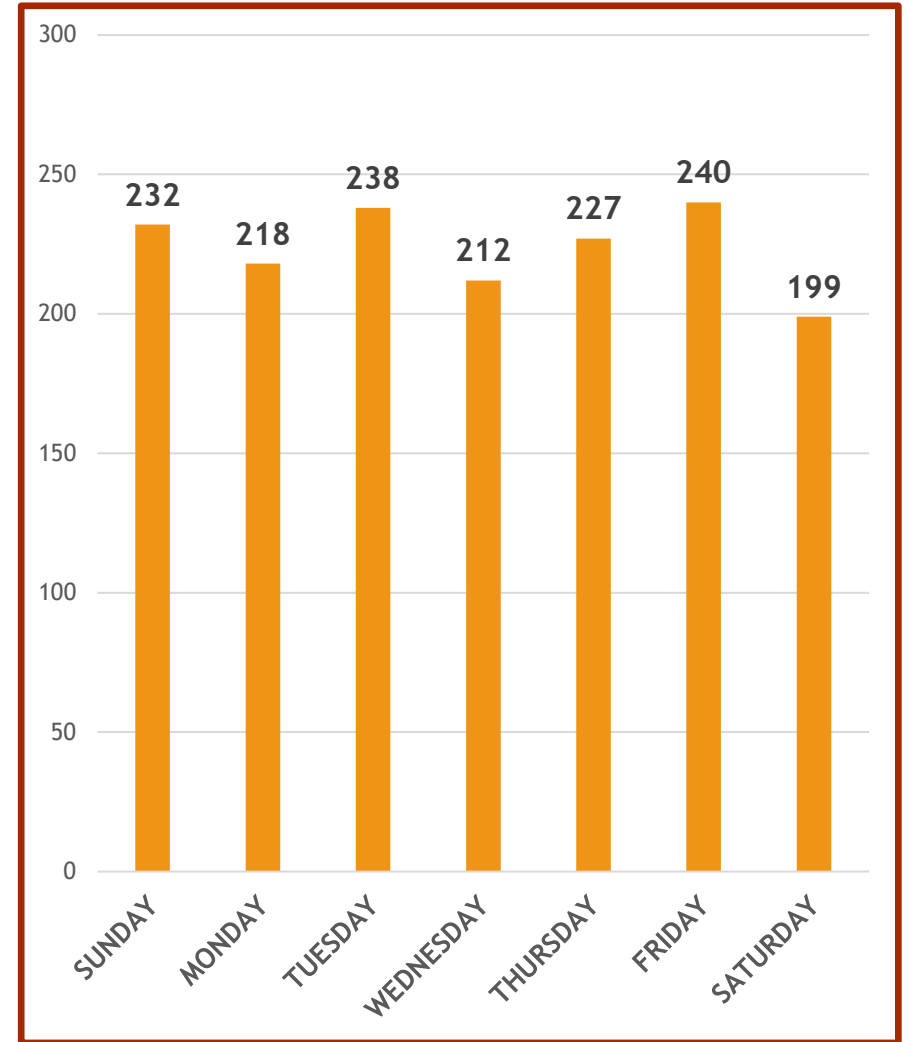
TOTAL: 287



2023 Year-to-Date

Incidents by Day of the Week

TOTAL: 1566



2023 Firefighter Safety Stand Down

- Safety Stand Down is a joint initiative of the International Association of Fire Chiefs (IAFC) and the National Volunteer Fire Council (NVFC). The event is coordinated by the IAFC Safety, Health and Survival Section, the NVFC, the National Fire Protection Association, and the Fire Department Safety Officers Association, and is supported by national and international fire and emergency service organizations as well as health and safety-related organizations and agencies.
- Held during the third full week of June each year, the 2023 event will take place from June 18-24. Fire and EMS departments are encouraged to suspend all non-emergency activity during Safety Stand Down to focus on training and education related to this year's theme. An entire week is provided to ensure all shifts and duty crew can participate.
- Safety Stand Down is the unification of the IAFC's Fire/EMS Safety, Health, and Survival Week with the NVFC's National Firefighter Health Week. The goal of both organizations is to reduce the number of preventable injuries and deaths in the fire and emergency services. Safety Stand Down focuses on the critical importance of responders taking care of themselves both on and off the emergency incident scene. The week is designed to increase awareness and action so that safety and health become a priority in all fire and emergency service departments.
- The theme of Safety Stand Down 2023 focuses on responder safety during incidents involving lithium-ion batteries. Each day will focus on a different topic within this theme: recognition of hazards, firefighting operations, firefighter safety, post-incident considerations, and public education.



New Career Firefighters in the Department

- We welcome Firefighters Michael DeStefano, Pearce Flanagan, and Neil Hemmerle to the Upper Darby Township Fire Department. As with all our firefighters, they successfully completed their training in the Philadelphia Fire Academy and will now begin their six-month probationary training within the Upper Darby Township Fire Department. The in-house training is instructed by our Captains and mentoring senior firefighters. They will study and train on Department Policies and Standard Operating Guidelines, articles and handouts, station duties, radio operations, bleed control kits, multi-gas detectors, thermal imaging detectors, truck and engine company operations, driver operations, squad company operations, vehicle rescue, confined space rescue, water rescue, and much more.



Hands-On Electrical Fire/Arson Investigation

- For three days in June, our Acting Fire Marshal and our fire investigators attended a Hands-On Electrical Fire/Arson Investigation class taught by Steve Riggs from the Law Enforcement Risk Management Group, Inc. Our investigators joined other investigators and Fire Marshals from Federal and local municipalities and learned practical and technical skills necessary to investigate and determine the origin and cause of electrical and appliance fires.



Upper Darby Township Independence Day Fireworks Show

- Crews were on standby at the Upper Darby Township Independence Day Fireworks Show on Friday, June 30th. The fireworks show was held on the baseball field at Upper Darby High School, and as always, was free to the public.



June 2023 Community Risk Reduction Activities



St. Andrew School
Spring Celebration Family Day
Picnic
1200-1400
Station 20

6/3/2023

Beverly Hills Middle School
ELL Service Fair
1100-1300
Station 37

6/10/2023

4814 Drexelbrook
Rising Stride Daycare Fire
Truck Visit
1030-1200
Station 74

6/14/2023

100 Garrett Rd
Juneteenth Health Equity Fair
1000-1400
Fire Prevention Coordinator

6/19/2023

6/7/2023

Bonner/Prendie
Teen and Police Service
Academy
1200-1245
1255-1340
Station 26

6/10/2023

ESSA Bank and Trust
Community Day - 1st Annual
UD Spring Fling
1100-1300
Station 26

6/15/2023

4814 Drexelbrook
Rising Stride Daycare Fire
Truck Visit
1030-1200
Station 74

6/28/2023

Cardington Fire Co.
Police/Fire Summer Camp
0900-1600
Fire Prevention Coordinator

Police/Fire Summer Camp



The Upper Darby Township Police Department along with the Upper Darby Township Fire Department held the annual Police and Fire Summer Camp during the week of June 26th. During the fire department camp day, we utilized the fire prevention trailer where the kids were able to perform a simulated search and rescue of occupants, and the Bullex Electronic Fire Extinguisher System where they were able to learn how to properly use a fire extinguisher. The week was filled with tons of activities by the Police and Medics, and the group of kids in attendance were fantastic.



Police/Fire Summer Camp



U.D.T.J Pride Festival 2023



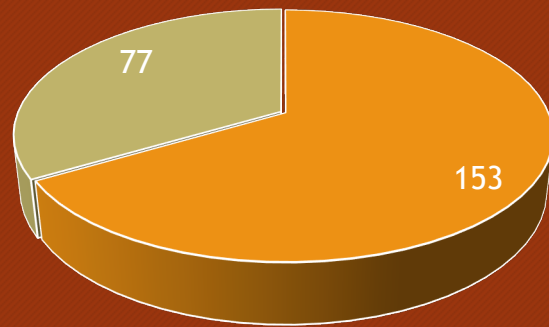
A crew of Firefighters and the Acting Fire Marshal were assigned to work the U.D.T.J.'s Delaware County Pride 2023 Festival. The crew was there to make sure that the event was safe so all the attendees could enjoy themselves while taking advantage of the great vendors, music, dancing, face painting, and activities.



Smoke Alarm Program 2023 Year To Date



Smoke Alarm Installations



■ Alarms ■ Homes

- Total smoke alarms installed: 153
 - Alarms installed in owner occupied homes: 99
 - Alarms installed in rentals: 54
- Number of homes where alarms were installed: 77
 - Average Alarms per Home: 2



Page and profile visits

Facebook visits ⓘ

1,704 ↓ 27.4%



Instagram profile visits ⓘ

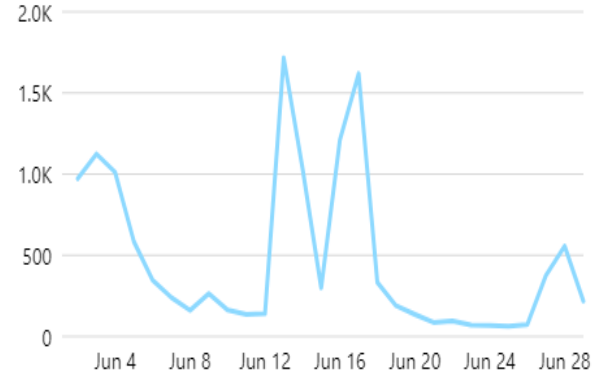
114 0%



Reach

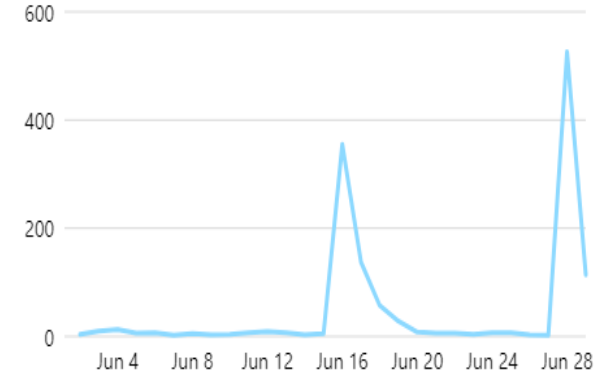
Facebook reach ⓘ

8,322 ↓ 32.2%



Instagram reach ⓘ

817 ↑ 13.9%



Social Media Metrics June 2023

